

Dynasty® 350 and 700

Issued Oct. 2008 • Index No. AD/5.0

TIG/Stick Welding
Power Source



Quick Specs

Industrial Applications

Precision Fabrication
Heavy Fabrication
Pipe and Tube Fabrication
Aerospace
Aluminum Ship Repair
Anodized Aluminum Fabrication

Processes

TIG (GTAW)
Pulsed TIG (GTAW-P)
Stick (SMAW)
Air Carbon Arc (CAC-A)
350: 1/4 in maximum
700: 3/8 in maximum

Input Power 208–575 V, 3- or 1-Phase

Amperage Range 350: 5–350 A
700: 5–700 A

Rated Output 350: 300 A at 32 V, 60% Duty Cycle
700: 600 A at 44 V, 60% Duty Cycle

Weight 350: 135.5 lb (61 kg)
700: 198 lb (90 kg)

The Power of Blue.®



Allows for any input voltage hookup (208–575 V) with no manual linking, providing convenience in any job setting. Ideal solution for dirty or unreliable power.

NEW! Meter Calibration allows meters to be calibrated for certification.

120 V auxiliary power receptacle for cooling system or small tools.

Wind Tunnel Technology™ protects internal electrical components from airborne contaminants, extending the product life.

Fan-On-Demand™ power source cooling system operates only when needed, reducing noise, energy use and the amount of contaminants pulled through the machine.

TIGRunner® packages feature a 3.5 gallon (13.2 L) cooling system. The cart is equipped with cylinder carrying capabilities, filler rod holder, foot pedal holder, torch and cable holders. A pullout drawer provides additional storage for torch consumables and tools. See page 6.

Programmable start parameters allow independent starting conditions based on process and memory selections (amperage, time and polarity).

Program memory features 9 independent program memories that maintain/save your parameters.

High-frequency arc starter for non-contact arc initiation.

Lift-Arc™ start provides AC or DC arc starting without the use of high frequency

Auto-Postflow calculates the length of postflow time based on the amperage setting. This eliminates the need to independently set the postflow time for different amperages. This feature preserves your tungsten and prevents porosity.



Dynasty 350

Dynasty 700

Stick Features (AC/DC)

Tailored arc control (DIG) allows the arc characteristic to be changed for specific applications and electrodes. Smooth running 7018 or stiffer, more penetrating 6010.

Hot Start™ adaptive control provides positive arc starts without sticking.

AC frequency control adds additional stability when Stick welding in AC for smoother welds.


AC TIG Features


Independent Amplitude/Amperage Control allows EP and EN amperages to be set independently to precisely control heat input to the work and electrode.


Extended AC balance (30–99%) controls the amount of oxide cleaning (amperage time in EN) which is essential for high quality welds on aluminum.


AC frequency (20–400 Hz) controls the width of the arc cone and the force of the arc.

AC Waveforms

 **Advance Squarewave**, fast freezing puddle, deep penetration and fast travel speeds.

 **Soft Squarewave** for a soft buttery arc with maximum puddle control and good wetting action.

 **Sine wave** for customers that like a traditional arc. Quiet with good wetting.

 **Triangular wave** reduces the heat input and is good on thin aluminum. Fast travel speeds.

DC TIG Features

Exceptionally smooth and precise arc for welding exotic materials.

High-Speed DC TIG Pulse Control Pulse frequency capable of pulsing 5000 pulses per second. Pulsing adds arc stability, reduces heat input and warpage and can increase travel speeds. Other parameters include peak amperage, peak time and background amperage.



Power source is warranted for 3 years, parts and labor.
Original main power rectifier parts are warranted for 5 years.

MADE IN USA
APPLETON, WI



Miller Electric Mfg. Co.
An Illinois Tool Works Company
1635 West Spencer Street
Appleton, WI 54914 USA

International Headquarters
Phone: 920-735-4505
USA FAX: 920-735-4134
Canadian FAX: 920-735-4169
International FAX: 920-735-4125

Web Site
www.MillerWelds.com



Specifications (Subject to change without notice.)



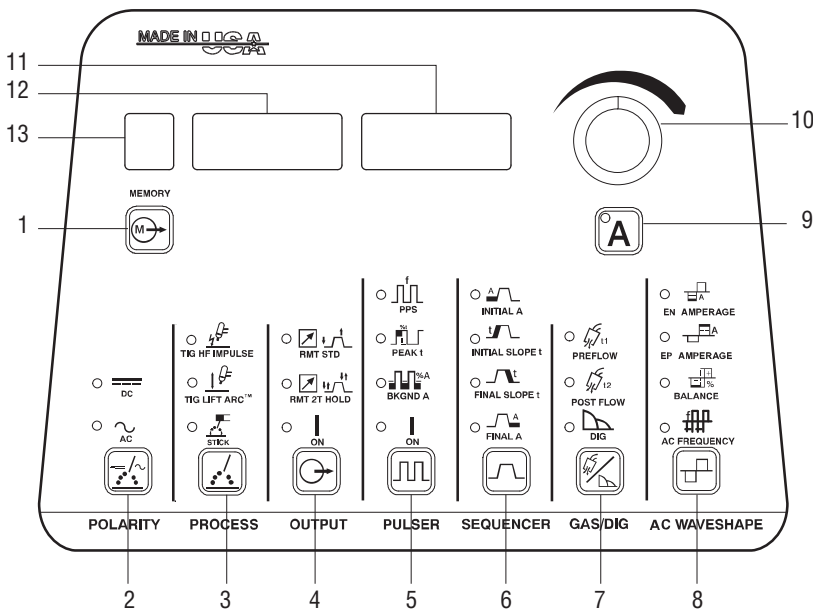
Model	Input Power	Welding Amperage Range	Max. Open-Circuit Voltage	Rated Output	Amps Input at Rated Load Output, 50/60 Hz							Dimensions	Net Weight
					208 V	230 V	400 V	460 V	575V	KVA	KW		
Dynasty 350	Three-Phase	5–350 A	75 VDC 10–15 VDC*	250 A at 30 V, 100% Duty Cycle	29	26	15	13	10	10.3	9.9	H: 24-3/4 in (629 mm) W: 13-3/4 in (349 mm) D: 22 in (559 mm) with TIGRunner® H: 45-1/8 in (1146 mm) W: 23-1/8 in (587 mm) D: 43-3/4 in (1111 mm)	with TIGRunner® 308 lb (140 kg)
				300 A at 32 V, 60% Duty Cycle	35	32	18	16	13	12.7	12.1		
	Single-Phase	5–350 A	75 VDC 10–15 VDC*	180 A at 27.2 V, 100% Duty Cycle	35	32	—	15	12	7.4	6.8		
				225 A at 29 V, 60% Duty Cycle	47	43	—	21	17	9.8	9.1		
Dynasty 700	Three-Phase	5–700 A	75 VDC 10–15 VDC*	500 A at 40 V, 100% Duty Cycle	75	68	39	34	27	27	26	H: 34-5/8 in (879 mm) W: 13-3/4 in (349 mm) D: 22 in (559 mm) with TIGRunner® H: 55-1/8 in (1400 mm) W: 23-1/8 in (587 mm) D: 43-3/4 in (1111 mm)	with TIGRunner® 370 lb (168 kg)
				600 A at 44 V, 60% Duty Cycle	97	88	51	44	35	35	34		
	Single-Phase	5–700 A	75 VDC 10–15 VDC*	360 A at 34 V, 100% Duty Cycle	82	74	—	37	30	17	16		
				450 A at 38 V, 60% Duty Cycle	115	104	—	52	42	24	22		

Certified to both the Canadian and U.S. Standards for welding equipment.

Conforms to European standards.

*Indicates sense-voltage for Lift-Arc TIG and Low OCV Stick.

Control Panel



- 7. Gas/DIG Prewlow** 0.0–25.0 Seconds
- Postflow** Auto Postflow, Adjust 0.0–50 Seconds
- DIG** 0–100%
- 8. AC Waveshape**
- EN Amperage 5–350 A/5–700 A
- EP Amperage 5–350 A/5–700 A
- Balance 30–99%
- AC Frequency 20–400 Hz
- 9. Amperage Control**
- 10. Encoder Control**
- 11. Ammeter Display**
- 12. Voltmeter Display**

Additional Setup Parameter Values

Programmable Starts

- Amperage 5–200 A
- Time 1–200 Milliseconds
- Polarity EP, EN

Additional Triggers 3T, 4T, Mini Logic, 4T Momentary

Waveshapes Advance Squarewave, Soft Squarewave, Sine Wave, Triangular wave

Amplitude Lock EN EP Same, EN EP Independent

Spot/Weld Timer 0.0–999 Seconds

OCV Low OCV, Normal OCV

Lockouts Four levels

Arc Timer 0.0–9999 Hours and 0–59 Min

Cycle Counter 0–999,999 Cycles

Meter Calibration ±0–20.0 Amps
±0–20.0 Volts

Control Panel Parameter Values

- 1. Memory** 36 Combinations
(9 AC TIG)
(9 AC Stick)
(9 DC TIG)
(9 DC Stick)
- 2. Polarity** AC/DC
- 3. Process/
Arc Starting** TIG: HF Impulse, Lift Arc
STICK: Adaptive Hot Start
- 4. Output Control** Standard Remote,
2T Trigger Hold,
Output ON
- 5. Pulser Control**
- Pulses per Second DC: 0.1–5000 PPS
AC: 0.1–500 PPS
- Peak Time 5–95%
- Background Amps 5–95%
- 6. Sequencer Control**
- Initial Amps Dynasty 350: 5–350 A
Dynasty 700: 5–700 A
- Initial Slope 0.0–50.0 Seconds
- Final Slope 0.0–50.0 Seconds
- Final Amps Dynasty 350: 5–350 A
Dynasty 700: 5–700 A



Performance Data

DUTY CYCLE

Maxstar 350

3-PHASE	
%	AMPERAGE
0-30%	350 A
60%	300 A
100%	250 A

1-PHASE	
%	AMPERAGE
0-10%	350 A
30%	250 A
60%	225 A
100%	180 A

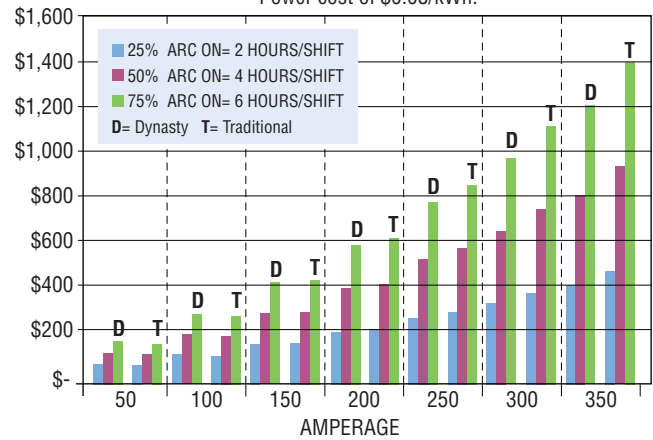
Maxstar 700

3-PHASE	
%	AMPERAGE
0-30%	700 A
60%	600 A
100%	500 A

1-PHASE	
%	AMPERAGE
0-10%	700 A
30%	500 A
60%	450 A
100%	360 A


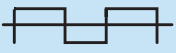
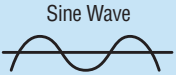
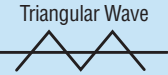

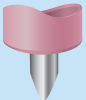
ANNUAL POWER COST OF OPERATION

Annual power costs based on one 8 hour shift (40 hrs/wk).
Power cost of \$0.08/kWh.



TIG Upgrade Chart

Which Machine is Right for You?

Why Upgrade?	Syncrowave 350	UPGRADE	Dynasty 350	Dynasty 350 Benefits
Maximum Thickness Capacity	1/2 in Aluminum		5/8 in Aluminum	Increases aluminum thickness.
High Frequency Arc Starting	Continuous HF		Start Only	Start Only limits HF interference issues.
Frequency Control AC Output Control	Fixed at 60 Hz		Variable 20-400 Hz	Higher frequencies provide better arc control and faster travel speeds.
AC Waveforms	Soft Squarewave 		Advanced Squarewave  Sine Wave  Triangular Wave 	Advanced Squarewave=Travel faster Soft Squarewave= Maximum puddle control Sine Wave= Traditional characteristics Triangular Wave= Reduced heat input
Weld Aluminum with Pointed Tungsten				Waveshaping controls maintain the point. The benefits are: reduced heat input into your part, smaller weld beads, better starting and more control of the arc.
Portability	496 lb Manual Links 208/230/460 V Single-Phase		135 lb Auto-Line™ 208-575 V Single-Phase or Three-Phase	Easier to move because of size and weight. Auto-Line™ allows the unit to operate on any voltage. Single- or three-phase. Even generators!
Power Draw at 300 Amps	110 A at 230 V Single-Phase		32 A at 230 V Three-Phase	Power requirement to operate is much less. Smaller electrical service needed, smaller breaker/fuses and power cord.
Precise Controls	Some Digital Controls		All Digital Controls	Accuracy and repeatability with all digital controls.

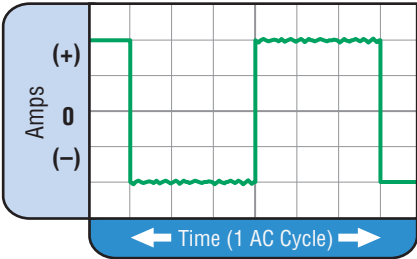
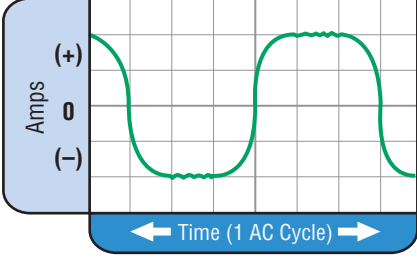
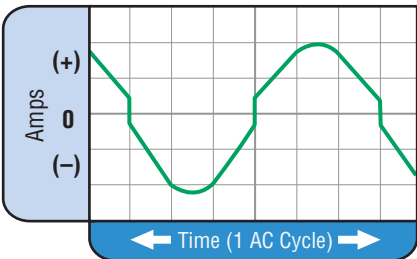
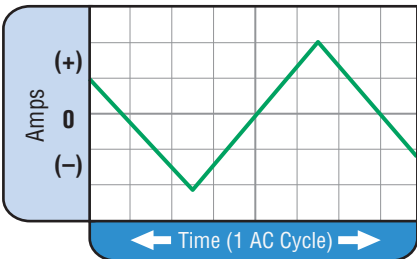
AC Waveshape Controls

Feature	Waveform	Effect on Bead	Effect on Appearance
AC Balance Control Controls arc cleaning action. Adjusting the % EN of the AC wave controls the width of the etching zone surrounding the weld. <i>Note: Set the AC Balance control for adequate arc cleaning action at the sides and in front of the weld puddle. AC Balance should be fine tuned according to how heavy or thick the oxides are.</i>	51 – 99% EN 	Reduces balling action and helps maintain point Deep, narrow penetration	Narrow bead, with no visible cleaning No Visible Cleaning
	30 – 50% EN 	Increases balling action of the electrode Shallow penetration	Wider bead and cleaning action Cleaning
AC Frequency Control Controls the width of the arc cone. Increasing the AC Frequency provides a more focused arc with increased directional control. <i>Note: Decreasing the AC Frequency softens the arc and broadens the weld puddle for a wider weld bead.</i>	60 Cycles per Second 	Wider bead, good penetration — ideal for buildup work 	Wider bead and cleaning action Cleaning
	120 Cycles per Second 	Narrower bead for fillet welds and automated applications 	Narrower bead and cleaning action Cleaning
Independent AC Amperage Control Allows the EN and EP amperage values to be set independently. Adjusts the ratio of EN to EP amperage to precisely control heat input to the work and the electrode. EN amperage controls the level of penetration, while EP amperage dramatically effects the arc cleaning action along with the AC Balance control.		More current in EN than EP: Deeper penetration and faster travel speeds 	Narrow bead, with no visible cleaning No Visible Cleaning
		More current in EP than EN: Shallower penetration 	Wider bead and cleaning action Cleaning

AC Waveshape Controls (Continued)

AC Waveform Selection

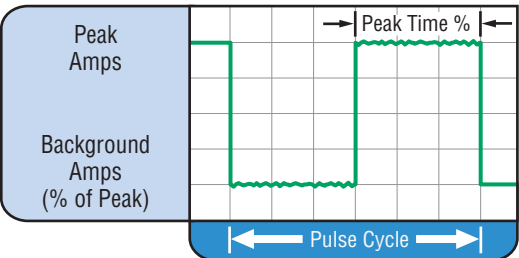
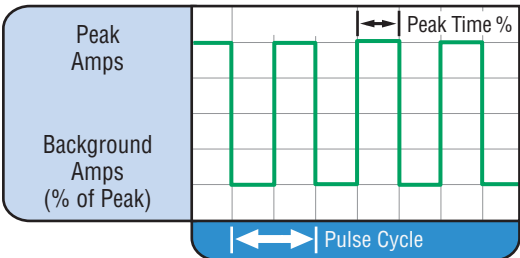
Select from four different AC waveforms to optimize the arc characteristic for your application. Choose from:

ADVANCED SQUAREWAVE	SOFT SQUAREWAVE
 <p data-bbox="615 401 797 485">Fast transitions for responsive and dynamic arc.</p>	 <p data-bbox="1312 365 1511 548">All the benefits of advanced square, fine tuned to provide a smooth, soft arc with maximum puddle control and good wetting action.</p>
SINEWAVE	TRIANGULAR WAVE
 <p data-bbox="615 726 824 856">Square transitions eliminate the need for continuous HF, while the sinewave peaks soften the arc.</p>	 <p data-bbox="1312 695 1536 957">Unconventional wave provides the punch of the peak amperage, while reducing overall heat input. Quick puddle formation reduces weld time — limiting heat input and reducing weld distortion, especially on thin materials.</p>

Pulse TIG Controls

High Speed DC TIG-Pulse Controls

- **PPS Pulses per second (Hz):** DC = 0.1 – 5,000 PPS / AC = 0.1 – 500 PPS
- **% ON – % Peak Time:** 5 - 95% (Controls the amount of time during each pulse cycle at the PEAK amperage.)
- **Background Amps:** 5 – 99% (Sets the low-pulse amperage value as a % of the Peak Amps.)

CONVENTIONAL PULSED TIG	HIGH SPEED PULSED TIG
 <p data-bbox="180 1640 808 1843">Typically from 1 to 10 PPS. Provides a heating and cooling effect on the weld puddle and can reduce distortion by lowering the average amperage. This heating and cooling effect also produces a distinct ripple pattern in the weld bead. The relationship between pulse frequency and travel speed determines the distance between the ripples. Slow pulsing can also be coordinated with filler metal addition and can increase overall control of the weld puddle.</p>	 <p data-bbox="870 1640 1536 1696">In excess of 40 PPS, Pulsed TIG becomes more audible than visible — causing increased puddle agitation for a better as-welded microstructure.</p> <p data-bbox="870 1709 1536 1822">Pulsing the weld current at high speeds — between a high Peak and a low Background amperage — can also constrict and focus the arc. This results in maximum arc stability, increased penetration and increased travel speeds (Common Range: 100 – 500 PPS).</p> <p data-bbox="870 1835 1536 1948">The Arc-Sharpening effects of high speed pulsing are expanded to new dimensions. The ability to pulse at 5,000 PPS further enhances arc stability and concentration potential — which is extremely beneficial to automation where maximum travel speeds are required.</p>

Packages and Torch Kits



Dynasty® Power Sources

Dynasty® 350 #907 204 (CSA)
(Auto-Line™ 208–575 VAC)

Dynasty® 350 #907 204-02-1 (CE)
(Auto-Line™ 380–575 VAC)

8 ft (2.4 m) primary cord, (2) international (Dinse 50) connectors, and CD-ROM Setup and Simulator.

Note: TIG torch adapter must be ordered separately.

Dynasty® 700 #907 101 (CSA)
(Auto-Line™ 208–575 VAC)

Dynasty® 700 #907 101-02-1 (CE)
(Auto-Line™ 380–575 VAC)

(2) thread lock weld cable connectors (#225 029), (1) water-cooled thread lock torch adapter (#225 028) for #18 or #20 torches, and CD-ROM Setup and Simulator.

Note: Primary cord and TIG torch must be ordered separately.



TIGRunner® Packages

Dynasty 350 TIGRunner® #907 204-01-1 (CSA)

Completely assembled.

Package includes:

- Dynasty® 350 (#907 204)
- RFCS-14 HD foot control
- Coolmate™ 3.5 Coolant System
- Cart with the following features: single cylinder rack, foot pedal holder, (3) cable/torch holders, (2) TIG electrode filler holders and a convenient drawer for tungsten and consumable storage

Note: Torch package and coolant must be ordered separately.

Dynasty 700 TIGRunner® #907 101-01-1 (CSA)

Completely assembled.

Package includes:

- Dynasty® 700 (#907 101)
- RFCS-14 HD foot control
- Coolmate™ 3.5 Coolant System
- Cart with the following features: single cylinder rack, foot pedal holder, (3) cable/torch holders, (2) TIG electrode filler holders and a convenient drawer for tungsten and consumable storage

Note: Torch package and coolant must be ordered separately.



Complete Packages

Dynasty 350 Complete #951 074 (CSA)

Completely assembled.

Package includes:

- Dynasty® TIGRunner® (#907 204-01-1)
- 25 ft (7.6 m) Weldcraft CS310 water-cooled torch
- Torch cable cover
- CS310AKC torch accessory kit includes shielding cups, collets, collet bodies, and 2% cerium tungsten electrodes (1/16, 3/32, and 1/8 in)
- Smith regulator/flowmeter HM2051A-580
- 12 ft (3.7 m) rubber gas hose (regulator to machine)
- Water-cooled Dinse torch adapter
- 15 ft (4.6 m) 1/0 weld lead with clamp (work or ground lead) and Dinse connector
- 4 gallons of pre-mixed low-conductivity coolant (#043 810)

Dynasty 700 Complete #951 075 (CSA)

Completely assembled.

Package includes:

- Dynasty® 700 TIGRunner® (#907 101-01-1)
- 25 ft (7.6 m) Weldcraft WP18SC water-cooled torch
- Torch cable cover
- AK18C Torch Accessory Kit includes shielding cups, collets, collet bodies and 2% cerium tungsten electrodes (3/32, 1/8 and 5/32 in)
- Smith regulator/flowmeter H1954D-580
- 12 ft (3.7 m) rubber gas hose (regulator to machine)
- Water-cooled thread lock torch adapter
- 12 ft (3.7 m) 4/0 weld lead with clamp (work or ground lead)
- 4 gallons of pre-mixed low-conductivity coolant (#043 810)

Genuine Miller Accessories

Torch Kits

250 A Water-Cooled Torch Kit #300 185

- 25 ft (7.6 m) Weldcraft® WP20 torch
- Torch cable cover
- AK4C torch accessory kit includes shielding cups, collets, collet bodies and 2% cerium tungsten electrodes (1/16, 3/32 and 1/8 in)
- Smith® regulator/flowmeter HM2051A-580
- 12 ft (3.7 m) rubber gas hose (regulator to machine)
- Water-cooled Dinse torch adapter
- 15 ft (4.6 m) 1/0 weld lead with clamp (work or ground lead) and Dinse connector

300 A Water-Cooled Torch Kit #300 183

Recommended for Dynasty 350

- 25 ft (7.6 m) Weldcraft® CS310 torch
- Torch cable cover
- CS310AKC torch accessory kit includes shielding cups, collets, collet bodies and 2% cerium tungsten electrodes (1/16, 3/32 and 1/8 in)
- Smith® regulator/flowmeter HM2051A-580
- 12 ft (3.7 m) rubber gas hose (regulator to machine)
- Water-cooled Dinse torch adapter
- 15 ft (4.6 m) 1/0 weld lead with clamp (work or ground lead) and Dinse connector

400 A Water-Cooled Torch Kit #300 186

Recommended for Dynasty 700

- 25 ft (7.6 m) Weldcraft® WP18SC torch
- Torch cable cover
- AK18C torch accessory kit includes shielding cups, collets, collet bodies and 2% cerium tungsten electrodes (3/32, 1/8 and 5/32 in)
- Smith® regulator/flowmeter H1954D-580
- 12 ft (3.7 m) rubber gas hose (regulator to machine)
- Water-cooled thread lock torch adapters
- 12 ft (3.7 m) 4/0 weld lead with clamp (work or ground lead)



Runner Cart #300 244

Designed to accommodate the Dynasty® or Maxstar® 350 or 700 power sources and the Coolmate™ 3.5 Cooler. Cart features: single cylinder rack, foot pedal holder, (3) cable/torch

holders, (2) TIG electrode filler holders and a convenient drawer for tungsten and consumable storage.



Coolmate™ 3.5 #300 245

Designed to integrate with the Dynasty® and Maxstar® 350 and 700 power

sources. For use with water-cooled torches rated up to 600 amps. 3.5 gallon capacity.

TIG Coolant #043 810

Sold in multiples of 4. Pre-mixed low-conductivity Miller coolant contains ethylene glycol and deionized water to protect from freezing and boiling -37° to 227°F (-38° to 108°C). 1-gallon plastic recyclable bottles.



Water-Cooled Dinse #195 377

For Dynasty and Maxstar® 350.

Used to adapt WP20, WP18, and CS310 to dinse-style connector. *Order from Miller Parts.*



Water-Cooled Thread Lock #225 028

For Dynasty and Maxstar 700. Used with (WP125, WP24W, WP25, WP20, WP18, WP12, CS310, CS410, WP22, WP27)

water-cooled torch. *Order from Miller Parts.*

TIG Welding Gloves

- | | |
|-----------------|------------------|
| #227 813 Small | #227 815 Large |
| #227 814 Medium | #227 816 X-Large |
- Made from soft grain goatskin. Sewn with Kevlar® thread. *Order from Miller Parts.*

Automation Interface Kit #300 549

Field Includes automation PC board, 28-pin socket receptacle with harness, 28-pin plug connector. Provides required and advanced automation controls.

Weld Current Sensor #195 516

Detects when work clamp is not connected and prevents expensive damage to disconnect devices and input power cord and wiring.

Educational Materials

To order these items, distributors can call the Miller Literature Distribution Center at 1-920-735-4356, or FAX 1-920-735-4011.

Gas Tungsten Arc (TIG) Welding Book #170 555

CD-ROM #233 558

Simulator and setup video (included with machine).

Tungsten

Tungsten is 7 in length and available in pkgs of 10. Order from Miller Parts.

2% Ceriated (orange) for AC/DC applications

- #WC040X7 .040 in, 10–80 A
- #WC116X7 1/16 in, 70–150 A
- #WC332X7 3/32 in, 140–250 A
- #WC018X7 1/8 in, 225–400 A
- #WC532X7 5/32 in, 300–500 A

1.5% Lanthanum (gold) for AC/DC applications

- #WL040X7 .040 in, 10–80 A
- #WL116X7 1/16 in, 70–150 A
- #WL332X7 3/32 in, 140–250 A
- #WL018X7 1/8 in, 225–400 A
- #WL532X7 5/32 in, 300–500 A

Remote Controls and Switches



RCCS-14 Remote Contactor and Current Control #043 688

14-pin plug. North/south rotary-motion fingertip control fastens to TIG torch using two Velcro® straps. Includes 26.5 ft (8 m) control cord.



RFCS-14 HD Foot Control #194 744

Maximum flexibility is accomplished with a reconfigurable cord that can exit the front, back or either side of the pedal. Foot pedal provides remote current and contactor control. Includes 20 ft (6 m) cord and 14-pin plug.

RHC-14 Hand Control #129 340

Miniature hand control for remote current and contactor control. Dimensions: 4 x 4 x 3-1/4 in (102 x 102 x 83 mm). Includes 20 ft (6 m) cord and 14-pin plug.



RMLS-14 Switch #129 337

Momentary- and maintained-contact rocker switch for contactor control. Push forward for maintained contact and backward for momentary contact. Includes 26.5 ft (8 m) cord and 14-pin plug.



RMS-14 On/Off Control #187 208

Momentary-contact switch for contactor control. Rubber-covered pushbutton dome switch ideal for repetitive on-off applications. Includes 26.5 ft (8 m) cord and 14-pin plug.

Extension Cords for 14-Pin Remote Controls

- #122 973 25 ft (7.6 m)
- #122 974 50 ft (15.2 m)
- #122 975 75 ft (23 m)



Ordering Information

Equipment and Options	Stock No.	Description	Qty.	Price
Dynasty® 350	#907 204	Auto-Line™ 208 – 575 VAC, 50/60 Hz, CSA . 8 ft primary cord		
Dynasty® 350 TIGRunner®	#907 204-01-1	Auto-Line™ 208 – 575 VAC, 50/60 Hz, CSA . 8 ft primary cord. <i>Requires coolant</i>		
Dynasty® 350 Complete	#951 074	Auto-Line™ 208 – 575 VAC, 50/60 Hz, CSA . 8 ft primary cord.		
Dynasty® 350 International	#907 204-02-1	Auto-Line™ 380 – 575 VAC, 50/60 Hz, CE . 8 ft primary cord		
Dynasty® 700	#907 101	Auto-Line™ 208 – 575 VAC, 50/60 Hz, CSA .		
Dynasty® 700 TIGRunner®	#907 101-01-1	Auto-Line™ 208 – 575 VAC, 50/60 Hz, CSA . <i>Requires coolant</i>		
Dynasty® 700 Complete	#951 075	Auto-Line™ 208 – 575 VAC, 50/60 Hz, CSA .		
Dynasty® 700 International	#907 101-02-1	Auto-Line™ 380 – 575 VAC, 50/60 Hz, CE .		
TIG Torch Kits				
Weldcraft® 250 A Water-Cooled Torch Kit	#300 185	See page 7		
Weldcraft® 300 A Water-Cooled Torch Kit	#300 183	See page 7. Recommended for Dynasty 350		
Weldcraft® 400 A Water-Cooled Torch Kit	#300 186	See page 7. Recommended for Dynasty 700		
Consumables and Tungsten		Distributor: See Miller Parts Catalog		
Gas Cylinder, Hose and Fittings				
Remote Controls				
RCCS-14	#043 688	North/south fingertip control		
RFCS-14 HD	#194 744	Heavy-duty foot control		
RHC-14	#129 340	Hand control		
RMLS-14	#129 337	Momentary/maintained rocker switch		
RMS-14	#187 208	Momentary rubber dome switch		
Extension Cords	#122 973 #122 974 #122 975	25 ft (7.6 m) 50 ft (15.2 m) 75 ft (22.9 m)		
Accessories				
Runner™ Cart	#300 244	See page 7		
Coolmate™ 3.5	#300 245	<i>Requires coolant</i>		
TIG Coolant	#043 810	Sold in multiples of 4. 1-gallon plastic bottles.		
Automation Interface Kit	#300 549	Field. Provides required automation connections		
Weld Current Sensor	#195 516	Field. Installation required.		
Gas Tungsten Arc (TIG) Welding Book	#170 555	<i>Order at MillerWelds.com/resources/tools</i>		
CD-ROM	#233 558	Setup and simulator video (included with machine)		
Torch Adapters		<i>Supplied with power source and torch kits</i>		
Water-Cooled Dinse	#195 377	For Dynasty/Maxstar 350 Used to connect water-cooled torch to Dinse terminal machine. For WP20, WP18 and CS310 (adapter included in Complete Package) <i>Order from Miller Parts</i>		
Water-Cooled Thread Lock	#225 028	Used to connect water-cooled torch to Dynasty/Maxstar 700. <i>Order from Miller Parts</i>		
Cable Connectors		<i>Supplied with power source and torch kits</i>		
Dinse Connector 50 mm (1 male)	#042 418	Used to connect weld lead to Dinse terminal machine		
Thread Lock Connectors (2 male)	#225 029	Used to connect weld lead to Dynasty 700 or Maxstar 700. <i>Order from Miller Parts</i>		
Dinse Connector 50 mm (1 male, 1 female)	#042 419	Used to extend weld cables		
Tweco Terminal Adapter	#042 465	Male Dinse to female Tweco		
Cam-Lok Terminal Adapter	#042 466	Male Dinse to female Cam-Lok		
Miscellaneous				
Stick Electrodes				
Welding and Work Cables				
Welding Gloves and Helmet				

Date:

Total Quoted Price:

Distributed by:

